


Vision One

The Newest Generation of
Photocoagulation Laser Systems



Versatile | Dependable | Superior

 **LUMENIS**® | Vision
Enhancing Life. Advancing Technology.








Passion for ophthalmic lasers that dates back more than 40 years!

At Lumenis, we truly understand multi-wavelength photocoagulation technology; that is after all only one of the privileges reserved for the foremost pioneer in this field. It is also precisely the reason why the decisive majority of general ophthalmologists and retina specialists around the globe have actively chosen to purchase Lumenis multicolor lasers - making Lumenis the global market leader and the company with the largest installed-base of multicolor ophthalmic laser products worldwide.



More Colors; More Choices

Customized configuration for optimal clinical outcome

All Three Colors	
Any Two	  
The One You Want	  



Green (532 nm)

Green laser light is a clinically-proven wavelength that is excellent at targeting the melanin-containing retinal pigment epithelium (RPE), through clear ocular media. It is well suited for a variety of retinal treatments in which melanin is the target chromophore, such as pan-retinal photocoagulation (PRP).

Yellow (577 nm)

Yellow laser light offers the clinician maximal absorption in hemoglobin with zero or negligible absorption in macular xanthophyll.

In addition to easily penetrating through nuclear sclerotic cataracts, the yellow wavelength is desirable when it is necessary to penetrate through fluid, such as when treating a retinal detachment or tear. It also penetrates mild pigmentary disturbances and so is well suited for conditions where the target lies in a region of previous photocoagulation treatment.

One of the main advantages of yellow laser light stems from the fact that it approximates the peak absorption of hemoglobin, but it is not highly absorbed by melanin in the retinal pigment epithelium (RPE) or xanthophyll in the neurosensory retina. Therefore, it is recommended for focally treating extrafoveal microaneurysms or other vascular lesions in the macular region that may cause macular edema.

In addition, yellow laser produces significantly less light scatter, allowing for more efficient treatment and requiring lower energy levels to achieve desirable clinical outcome; this creates significantly less discomfort for the patient during and following the laser procedure.

Red (659 nm)

Red laser light offers excellent penetration through hemoglobin, making it the wavelength of choice in situations where it is necessary to penetrate through preretinal, subretinal or intraretinal hemorrhage.

It is also the optimal wavelength for achieving deeper penetration into the choroid to treat choroidal melanomas or other deep pigmented lesions.

It is also the preferred wavelength for treating infant eyes with ROP because it penetrates through the tunica vasculosa lenticis, the vascular network surrounding the lens. Absorption by those vessels is associated with higher risk for secondary cataract formation.



More Colors; More Choices

SureSpot™ Optics

Sharply defined and evenly distributed power on the retina;
Safe & low-power density at the cornea and the lens

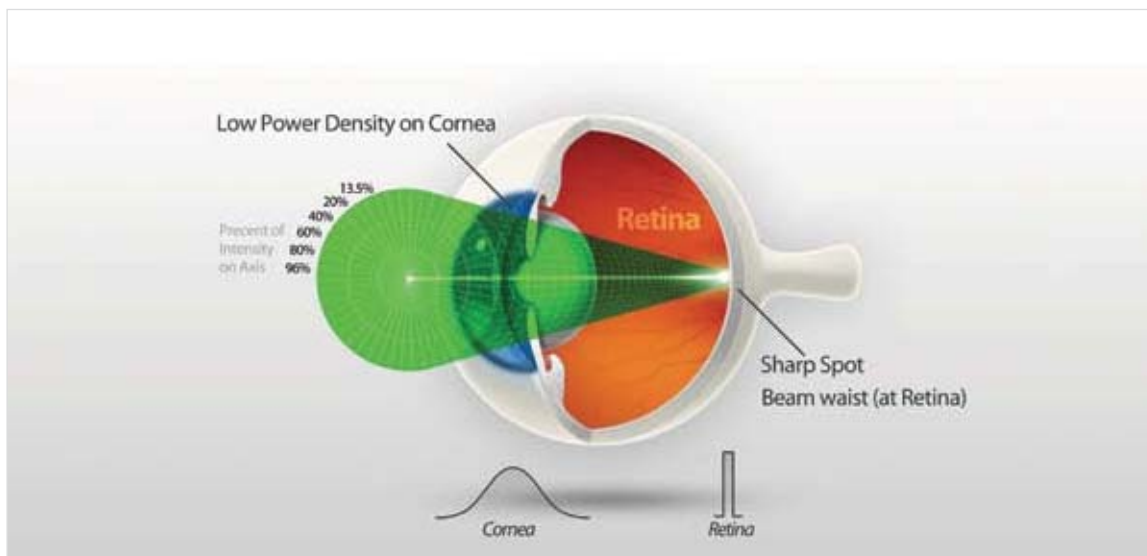
	Defocus Optics	Lumenis Patented SureSpot™ Optics	Parfocal Optics
Titration	YES	YES ✓	NO
Low Power density on the cornea	YES	YES ✓	NO
Sharp spot on retina	NO	YES ✓	YES

As with all Lumenis photocoagulators, the Vision One incorporates SureSpot Optics Technology in all Slit Lamp adapters.

The unique and patented SureSpot optics technology from Lumenis ensures that the focal point of the laser beam is maintained on the retina while power density on the cornea and lens is minimized for increased safety.

SureSpot optics also creates a true 50-micron laser spot; that capability distinguishes the Lumenis technology from other lasers that may have a 100-micron minimum spot size and/or project a fuzzy laser spot on the retina.

In essence, SureSpot optics improves treatment efficacy and precision while reducing the potential for damage to anterior-segment tissues. The latter occurrence is especially a concern when using wide-angle lenses that enhance light uptake by the cornea and lens.



Advanced Control

Voice Confirmation

The Vision One is equipped with a unique voice confirmation feature, which allows the user to change any of the key parameters, while receiving a vocal confirmation of the dialed choice. This feature allows the operator to adjust parameters also during treatment, without having to shift view from the treatment site to the unit's control panel.

Dependability You Can Count On

CaseSaver Mode

Dependability is of crucial importance in both the OR and Office Setting.

The Vision One has laser cavities that work independent of one another. CaseSaver™ Mode: In the unlikely event that one of the laser wavelengths were to become inoperable, the other two* wavelengths will remain operational - allowing you to keep on treating your patients until the unit is promptly serviced by a qualified Lumenis Engineer - part of the largest service network in the industry.

*If unit was purchased with more than one wavelength

Convenience & Flexibility

Dual Fiber Port

Changing delivery devices is fast and easy. The Vision One remembers the settings that were last used with the selected delivery device allowing for a smoother transition.

Memory Settings

The Vision One has five memory setting that can be programmed to remember the most used treatment parameters.

Intelligent

Smart™ Fiber Technology

The Vision One features Smart fiber technology that allows the laser system to distinguish an LIO from an endoprobe or LaserLink and will automatically adjust power settings to increase safety parameters. The Lumenis Smart fiber technology also alerts the surgeon and staff if the physician eye safety filter, footswitch and delivery devices are not properly attached to the laser console.

User-Friendly

Touch screen & remote keypad

A color touch screen and illuminated remote keypad put all operations literally at your fingertips. Easily adjust parameters or instantly switch between treatment wavelengths. Conveniently position the remote control on either side of the slit lamp, or in a sterile cover for the operating room.

The Lumenis *PowerEase™ footswitch provides hands-free power adjustment of the laser by toggling left or right within the footswitch housing.

The Lumenis *Smart™ footswitch contains an integrated proximity sensor which inserts and removes the physician eye safety filter at the moment you slide your foot in and out of the footswitch housing.

* Optional accessory



ClearView™ Filters

Optimized view of treatment site

The Lumenis ClearView™ filters' photopic balanced coating eliminates color distortion of the treatment site while optimizing white light transmission or "brightness" of the physician's view.

Versatile

Compatibility with a wide variety of delivery devices

The Vision One is compatible with a wide variety of accessories and delivery devices - meeting you specific preferences in the outpatient clinic and the OR. Lumenis also developed an integrated laser slit lamp with the retina specialist in mind. The Lumenis InSight is a fully integrated Slit Lamp laser delivery system, complete with advances parallel optics for clear visualization of the retina (including the periphery). Whether you are performing PRP in the periphery or a macular grid in the perifoveal area, your InSight delivers performance you can rely on, time and time again.

Choose a multicolor Laser Indirect Ophthalmoscope that suits your preferences. Both our Heine and Keeler models are rugged, lightweight and equipped with the most advanced laser delivery technology in the market.

The Lumenis family of LaserLinks will transform most commercially available slit lamps into advanced laser delivery devices with superior optics capabilities.

Lumenis Vision - Your Preferred Partner

Lumenis Vision is the world leader in laser technologies for ophthalmic applications. Our company offers the widest range of products, an unparalleled product support system, the largest global installed-base of ophthalmic laser products and the largest investment in research and development in our industry. Since introducing the first laser photocoagulator to ophthalmology in 1970, Lumenis Vision has focused on providing ophthalmologists with innovative laser therapies to preserve and improve the sight of patients worldwide.

Lumenis Vision is renowned for technological breakthroughs and a long list of industry gold standards. Our company pioneered the first argon laser photocoagulator for ophthalmology; the first approved marketer of Nd:YAG photodisruptor lasers; developed and introduced the breakthrough technology of multicolor photocoagulation along with the world's first Laser Indirect Ophthalmoscope (LIO); developed and brought to market the revolutionary SLT technology for managing POAG, and more.

Today, Lumenis Vision offers you the confidence of doing business with a company that is truly committed to ophthalmology and to meeting your needs.

Versatile | Dependable | Superior



Vision One Specifications

Laser System	Optically Pumped Semiconductor Laser (OPSL)
Wavelength	532nm Green, 577nm Yellow, 659nm Red
Pulse Duration	0.01 to 3.0 seconds
Pulse Rate	0.05 to 1.0 seconds and Single Pulse
Energy Settings	Green 50mW to 2000mW, Yellow 50mW to 1500mW, Red 50mW to 800mW
Spot Size	50-1000 microns with LaserLink Z or InSight or 50 - 500 microns with the H/S LaserLink
Aiming Beam	Contrasting Color, adjustable intensity 635nm nominal, <1.0mW
Cooling System	Air-cooled, enhanced with thermoelectric cooling
Power Requirements	100-230 VAC ± 10% 50/60 Hz, <10 Amps, Single Phase
Dimensions (Console)	105 cm x 45 cm x 63 cm; 42in x 18in x 25in (H x W x D)
Weight	57 kg or 126 lbs
Delivery Systems	InSight LaserLink Z-1000 Slit Lamp adapter (for Zeiss® SL130 and 30SL Slit Lamps), HS slit lamp adaptor; BM and BQ models, LIO (Keeler®, Heine® models) Comprehensive selection of standard, straight, curved, aspirating, and illuminating endophotocoagulation probes in 20, 23, and 25 gauge sizes, among others
Standard Accessories	Standard Footswitch, remote control
Optional Accessories	Smart and PowerEase Footswitch Comprehensive selection of standard, straight, curved, aspirating, and illuminating endophotocoagulation probes in 20, 23, and 25 gauge sizes, among others Leica® and Zeiss®: moving and fixed safety filters for surgical microscopes

Lumenis® Certified Service | Certified Engineers & Parts > Reliable Performance > Superior Value > Satisfied Customers

Optimize your investment in Lumenis' world-leading innovation - choose the industry's largest Service team with the deepest medical laser, light- and RF-based system expertise. Our Customer Engineers are fully certified, trained and updated on Lumenis technology to ensure compliance with government safety and performance standards. As the original manufacturer, we are best equipped to provide service and certified parts to maximize the availability of your critical assets in active clinical settings, throughout your system's lifecycle. We provide thorough and complete system servicing on each maintenance visit, backed by unsurpassed technological expertise and support at the local, regional and company level. Our mission is to deliver a timely and effective response to your system maintenance needs - your satisfaction is our ultimate goal!

USA Toll-free 1-877-LUMENIS (1-877-586-3647)

For outside the USA, visit www.lumenis.com, click 'Service & Support', contact your local Lumenis representative

Lumenis Global Sales Offices

Lumenis Inc.

Santa Clara, CA, USA
Tel +1 408 764 3000
Fax +1 408 764 3999
Service +1 877 LUMENIS
+1 877 586 3647

Lumenis Japan Co. Ltd.

3rd Floor Time-24 Building
2-45 Aomi Koto-ku,
Tokyo 135-8073,
Japan
Tel +81-3-6743-8300
Fax +81-3-6743-8301

Lumenis (CHINA) Inc.

Beijing, China
Tel +86 10 6510 2620
+86 10 6510 2621

Lumenis (HK) Ltd.

Hong Kong
Tel +852 2174 2800
Fax +852 2722 5151

Lumenis India

#114, Radisson Suites
Commercial Plaza, B- Block,
Sushant Lok-1,
Gurgaon-122002
Haryana, India
Tel +91 124 4210795
+91 981 8766488

Lumenis (UK) Ltd.

London, UK
Tel +44 20 8324 4200
Fax +44 20 8324 4222

Lumenis (GERMANY) GmbH

Dreieich-Dreieichenhain,
Germany
Tel +49 6103 8335 0
Fax +49 6103 8335 300

Lumenis (ITALY) Srl.

Formello (RM), Italy
Tel +39 06 90 75 230
Fax +39 06 90 75 269

For an authorized Lumenis representative in your country, please visit:
www.lumenis.com
(click on "contact us")

Or email us at:
information@lumenis.com



ISO 13485 CERTIFIED